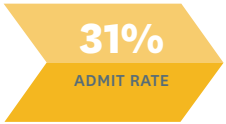
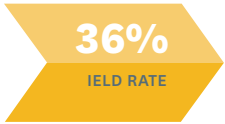


3594 APPLIED



1105 ADMITTED

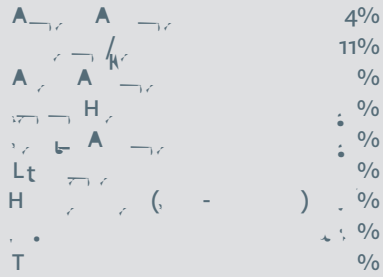


396 MATRICULATED


STANDARDIZED TESTS



RACE/ETHNICITY\*



RACE/ETHNICITY OF FT\*



## COURSE SIZES AND MAJORS DECLARED\*

### COURSES AT BRYN MAWR

**8:1**

STUDENT:FACULTY RATIO

**14**

MEDIAN CLASS SIZE

### TOP 5 MAJORS DECLARED



### MAJORS BY DIVISION



\*Majors Declared do not include Bachelor of Music, undeclared, and undeclared in general.

## RETENTION AND GRADUATION RATES

### 1-YEAR RETENTION RATE



### 6-YEAR GRADUATION RATE



## GRADUATION: CLASS OF 2022 (AUGUST AND DECEMBER 2021 AND MAY 2022 GRADUATES)

**364**

MAJORS COMPLETED



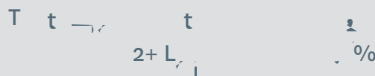
### TOP 3 DEGREE FIELDS



### DEGREES BY DIVISION



### GRADUATES



### PARTICIPATION BY GRADUATES



\*Due to a decrease in the number of students, a significant number of students have graduated.  
\*\*Bachelor of Education graduates are included in the Sociology and Health & Human Services.

## ONE YEAR OUT ALUMNAE/I OUTCOMES: CLASS OF 2021

### RESPONSE RATE



### POST-GRADUATION OUTCOMES

**96%**

STUDENTS WITH A POSITIVE CAREER OUTCOME ONE YEAR AFTER GRADUATING.

