

If you do not have a Bryn Mawr email address, see Option 2 below.


### Option 1: Using a Bryn Mawr email address

Go to IRB Mentor log in page: <https://shib.axiommentor.com/pages/irb/info.cfm>


In the Institution ID box, type (all one word): brynmawr



That will take you to the Bryn Mawr College log in page. For the Username, enter the first part of your Bryn Mawr email address.



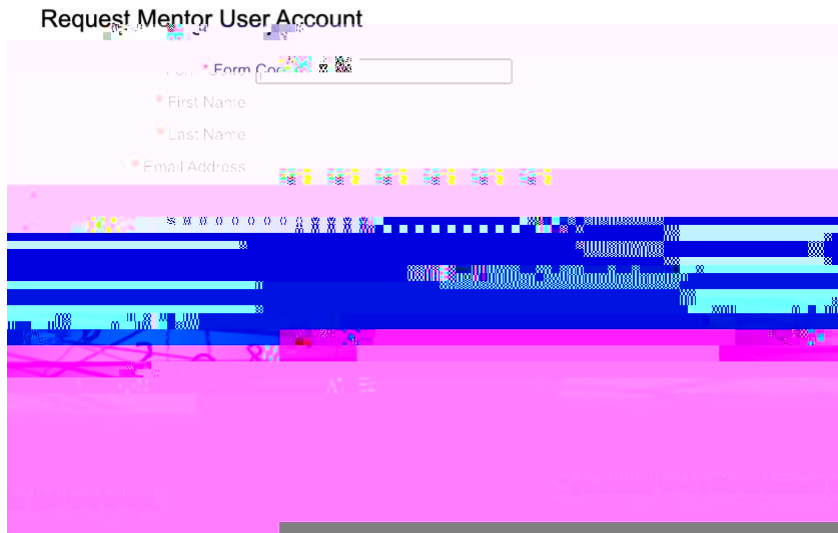
You will be asked to certify your login with dual authentication.



## Option 2: Using a non-Bryn Mawr email address

If you do not have an email address ending in brynmawr.edu, you will need a Form Code to log in to IRB Mentor. Email [irb@brynmawr.edu](mailto:irb@brynmawr.edu) and request a Form Code.

The Form Code will be emailed to you with a link where you can create a User Account. Supply the requested information.

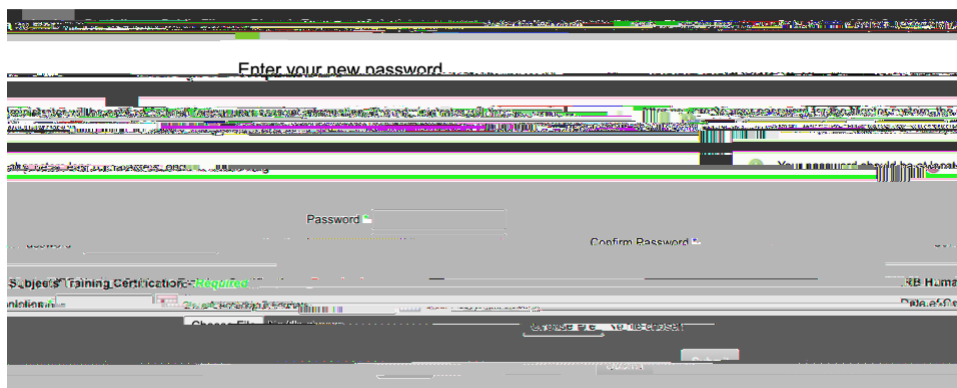


The screenshot shows a web form titled "Request Mentor User Account". It includes a "Form Code" field, a "First Name" field, a "Last Name" field, and an "Email Address" field. Below the fields are "Submit" and "Cancel" buttons. The form is displayed on a light blue background.

After you hit Submit, you will see a confirmation message.



You will receive an email containing a link where you must set a password. The link will only be good for 24 hours. Create a password, and upload your human subjects training certification.



The screenshot shows a web form titled "Enter your new password". It includes a "Password" field and a "Confirm Password" field. Below the fields are "Submit" and "Cancel" buttons. The form is displayed on a light blue background. A red error message "Subject Training Certification Required" is visible at the bottom of the form.

